

CONSORZIO **OROBIE** ENERGIA

Relazione del Presidente Ing. Paolo Magnetti

Bergamo, 19 febbraio 2008

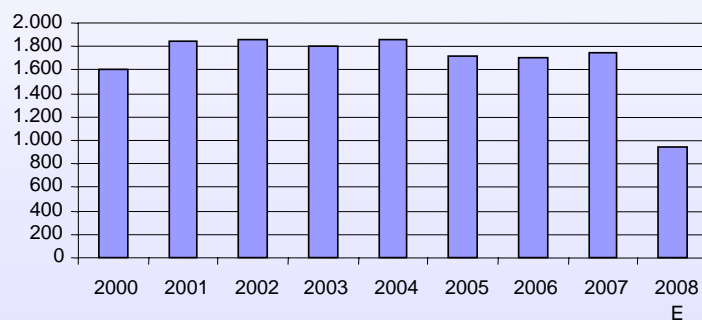
Confindustria Bergamo

Consorzio Orobie Energia - gennaio 2008

Energia elettrica

Anno	Volume GWh	Soci
2000	1.600	150
2001	1.845	173
2002	1.865	205
2003	1.809	202
2004	1.860	226
2005	1.720	224
2006	1.705	222
2007	1.750	231
2008 E	950	221

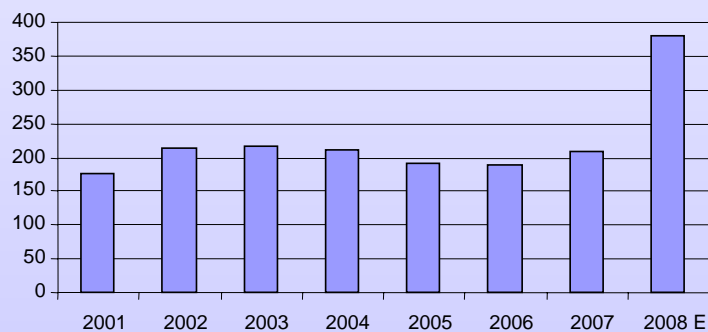
Volume GWh



Gas naturale

Anno	Volume Mmc
2001	176
2002	215
2003	217
2004	212
2005	190
2006	188
2007	210
2008 E	380

Volume Mmc





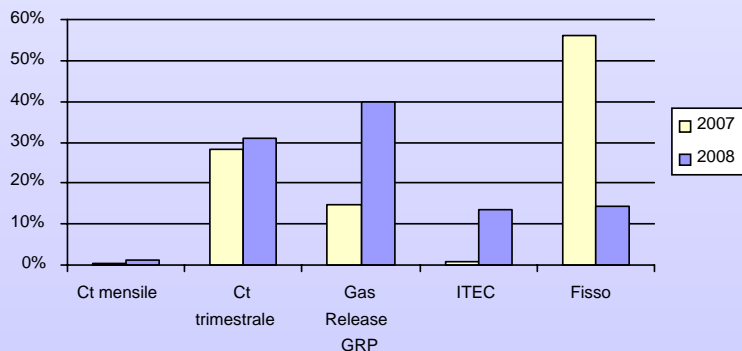
CONFINDUSTRIA
BERGAMO
Unione degli Industriali
della Provincia



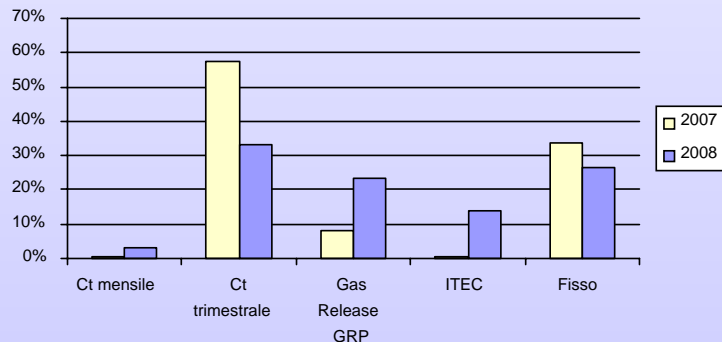
Consorzio Orobie Energia indicizzazioni contrattuali energia elettrica

Formula index	2008 Volume	2008 Soci	2007 Volume	2007 Soci
Ct mensile	1,2%	3,2%	0,4%	0,4%
Ct trimestrale	31,2%	33,3%	28,1%	57,3%
Gas Release GRP	39,9%	23,1%	14,5%	8,0%
ITEC	13,4%	13,9%	0,7%	0,4%
Fisso	14,4%	26,4%	56,3%	33,8%
Totale	100%	100%	100%	100%

Volume



Soci





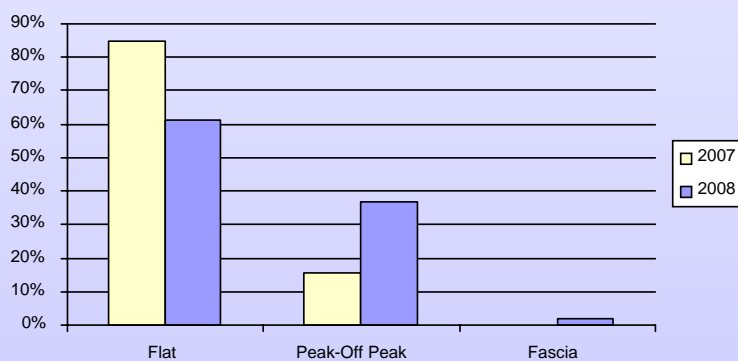
CONFINDUSTRIA
BERGAMO
Unione degli Industriali
della Provincia



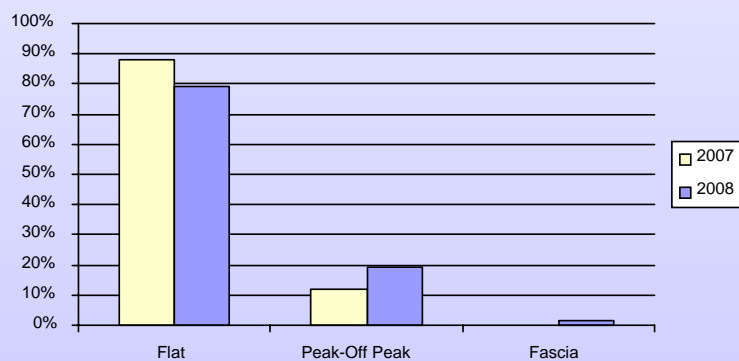
Consorzio Orobie Energia strutture prezzi energia elettrica

Struttura prezzo	2008 Volume	2008 Soci	2007 Volume	2007 Soci
Flat	61%	79%	85%	88%
Peak-Off Peak	37%	19%	15%	12%
Fascia	2%	1%	0%	0%
Totale	100%	100%	100%	100%

Volume



Soci





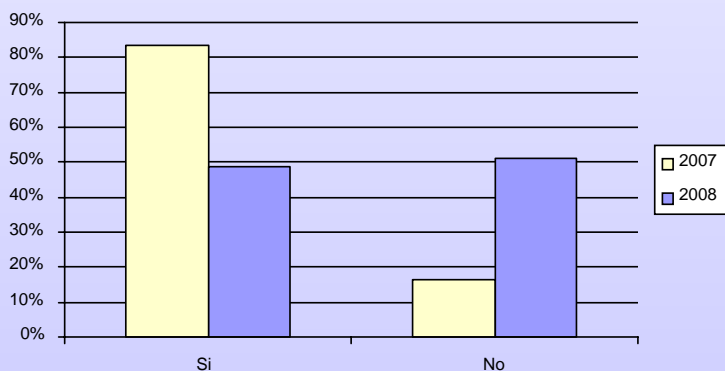
CONFINDUSTRIA
BERGAMO
Unione degli Industriali
della Provincia

orobie energia

Consorzio Orobie Energia clausola trasporto energia elettrica

Trasporto incluso	2008 Volume	2008 Soci	2007 Volume	2007 Soci
Si	49%	38%	84%	84%
No	51%	62%	16%	16%
Totale	100%	100%	100%	100%

Volume



Soci

